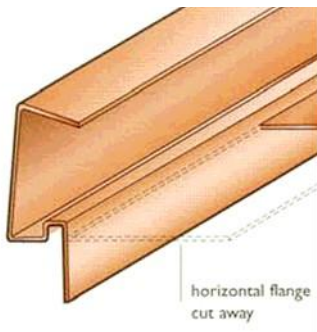
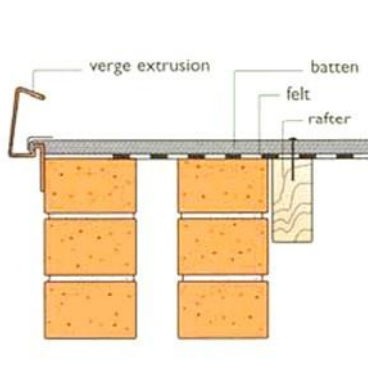


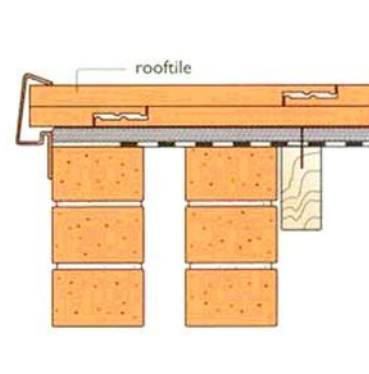
Natural Slate Continuous Dry Verge Fixing Instructions



1. The top of the gable wall should be reasonably level and free from obstructions. The roofing underlay should be carried across the cavity and the battens fixed in the usual way, ensuring that they finish flush with the other wall or the outer edge of the bargeboard. Select a verge strip of the same or slightly greater length and cut to fit. Make sure that the verge strip is taken to within 25mm of the apex at the ridge.



2. The horizontal flange of the verge strip is inserted between the batten and the top of the wall



3. As the tiles are laid, ensure that the verge tiles are extended fully into the verge strip where they will be firmly held.

Redland Technical Solutions

Monier Redland Limited, South Cerney Plant, Broadway Lane, South Cerney, Cirencester, Gloucestershire GL7 5UH
T 08708 702595 F 08708 702596 E technical.redland@monier.com www.redland.co.uk

Registered Office Monier Redland Limited, Sussex Manor Business Park, Gatwick Road, Crawley, West Sussex RH10 9NZ
Registered No 407552, England